

## **PHOTONIC CRYSTAL NARROW FILTERS WITH NEGATIVE REFRACTIVE INDEX STRUCTURAL DEFECTS**

**Z.-Y. Wang, X.-M. Chen, X.-Q. He, and S.-L. Fan**

Ningbo Institute of Technology, Zhejiang University  
Ningbo, Zhejiang 315000, China

**W.-Z. Yan**

The Electromagnetic Academy at Zhejiang University  
Hangzhou, Zhejiang 310027, China

**Abstract**—This paper presents a proposal of taking the left-handed material as the structural defects of one-dimensional photonic crystals and uses the transfer matrix method to analyze the band-gap of that structure. The simulation result shows that the structure investigated can be considered as a narrow pass band optical filter. By tuning the refractive index of the left-handed material, the ideal transmission rate in the pass band is as higher as 99.99%, while in the band-gap is lower than 0.01%. In addition, we show that the bandwidth can be increased by reducing the cycle number of the photonic crystals.

### **1. INTRODUCTION**

Photonic crystals (PhCs) which were firstly introduced by Yablonovich [1] and John [2] in 1987, are periodic or metallic structure that are artificially designed to control the propagation of wave. For PhC contains two or more different materials, the large refractive index contrast gives rise to a photonic band-gap within which light wave can't propagate. The behavior of light propagating in a PhC has a strong formal similarity to that of electrons in semiconductor, this result in the formation of pass bands and forbidden bands over a range of frequency, and therefore the PhCs have many interesting characteristics, such as abnormal Lamb shift and super-refraction effect [3–5].

Throughout these years, the PhCs have been attracted much attention [6–10], at the same time, the research about another

new medium, the left-handed material (LHM), has also received many people's interest. In 1968 the former Soviet Union scientist Veselago [11] investigated the case that if the dielectric permittivity and magnetic conductivity are both negative, some interesting phenomenon will be raised, such as the negative refraction, reverse Doppler shift, reverse Cerenkov radiation, and so on. Veselago's study hasn't gotten people's interest until recently, based on Pendry's theoretical work [12, 13], Smith [14] synthesized the LHM in the RF-band and experimental confirmed the existence of the left-handed material. After that, a great publications on this topic is raised [15–24] and the left-handed material becomes a hot research topic in scientific area.

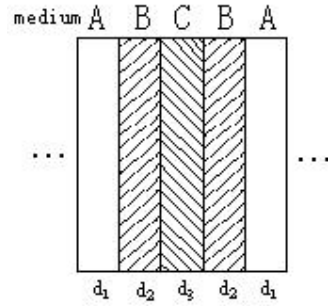
The spontaneous decay of atomic radiation depends on the distribution of atoms in the PhC, the periodic structure will be destroyed if defects are imported. Therefore it is possible to create pass bands within the photonic band-gap by introducing point defects or line defects. The PhC with band-gap is expected to be a new material that can control the propagation of light in a micronsized scale. Due to the property that the photonic band gap can prohibit any propagation of light in the forbidden bands while allow other wavelengths to penetrate through freely, it can be used to realize band-pass filter.

The current research about the PhCs with defects is mainly focused on the area of adding a different right-hand material film into the crystal to break the periodicity. This paper studies a different case, which introduces the LHM as a defect material and designs a new type of band-pass filter. Simulation result shows that in the pass bands the transmission rate is more than 99.99% while in the forbidden bands it is less than 0.01%, which shows better performance than conventional PhCs.

## 2. THEORETICAL MODELS

We suppose a layered medium realized by two conventional homogenous medium with different dielectric constant. We call the two layers as layer A and B, with the thickness of  $d_1$  and  $d_2$ , respectively. The indices of refraction of the two layers are  $n_1$  and  $n_2$ . These four parameters satisfy the formula:  $d_1 \cdot n_1 = d_2 \cdot n_2 = \lambda/4$ . The structure of this one-dimension PhC transforms from  $(AB)_k$  to  $(AB)_m C (BA)_n$ , after adding the layer C realized with LHM, whose refraction index is  $n_3$  ( $n_3 < 0$ ), as show in Fig. 1, where m and n are the cycle number on both sides of the defect.

We can analyze the characteristics of band-gap by transfer matrix



**Figure 1.** The structure of 1-d photonic crystal narrow-band filter with left-hand medium defect.

method [17, 18], in no-defect state, the transfer matrix of  $(AB)_k$  is:

$$M = (M_A M_B)^k$$

where  $M_A$ ,  $M_B$  are the transfer matrix of layer A and B, respectively, and was defined by

$$M_A = \begin{bmatrix} \cos \delta_A & -\frac{i}{\eta_A} \sin \delta_A \\ -i\eta_A \sin \delta_A & \cos \delta_A \end{bmatrix} \quad (1)$$

$$M_B = \begin{bmatrix} \cos \delta_B & -\frac{i}{\eta_B} \sin \delta_B \\ -i\eta_B \sin \delta_B & \cos \delta_B \end{bmatrix} \quad (2)$$

When the incident wave is in TE mode, we have  $\eta_A = \sqrt{\frac{\epsilon}{\mu}} \cos \theta_{i2}$ ,  $\delta_A = \frac{2\pi}{\lambda} n_1 d_1 \cos \theta_{i2}$ ,  $\eta_B = \sqrt{\frac{\epsilon}{\mu}} \cos \theta_{i3}$ ,  $\delta_B = \frac{2\pi}{\lambda} n_2 d_2 \cos \theta_{i3}$ .

After adding the LHM defect, based on the Bloch-Floquet theorem, we can get the dispersion relation equation as below:

$$\cos[k(\omega)d] = \cos(k_B d_2) \cos(k_C d_3) + \frac{1}{2} \left( \frac{k_B}{k_C} + \frac{k_C}{k_B} \right) \sin(k_B d_2) \sin(k_C d_3) \quad (3)$$

The transfer matrix from normal medium to LHM is [27]

$$M_C = \begin{bmatrix} \frac{1}{t_{TE}} & \frac{r_{TE}^*}{t_{TE}} \\ \frac{r_{TE}}{t_{TE}} & \frac{1}{t_{TE}} \end{bmatrix} \quad (4)$$

The parameter  $r_{TE}$ ,  $t_{TE}$  are respectively the reflectance and transmission rate at the interface.

The final transfer matrix is  $M = (M_A M_B)^m M_{BC} M_{CB} (M_B M_A)^n$  after adding the layer made by LHM. From quantum physics, we can get a way to produce a pass band in the band-gap of the PhC by putting a LHM layer into it to break the periodic structure, so that the defect state is formed.

The phonic band-gap is determined by the transfer matrix  $M$  [28, 29], from  $M = \begin{bmatrix} m_{11} & m_{12} \\ m_{21} & m_{22} \end{bmatrix}$ , the total reflectance and transmission rate can be obtained.

$$r = \frac{E_{r1}}{E_{i1}} = \frac{m_{11}\eta_0 + m_{12}\eta_0^2 - m_{21} - m_{22}\eta_0}{m_{11}\eta_0 + m_{12}\eta_0^2 + m_{21} + m_{22}\eta_0} \quad (5)$$

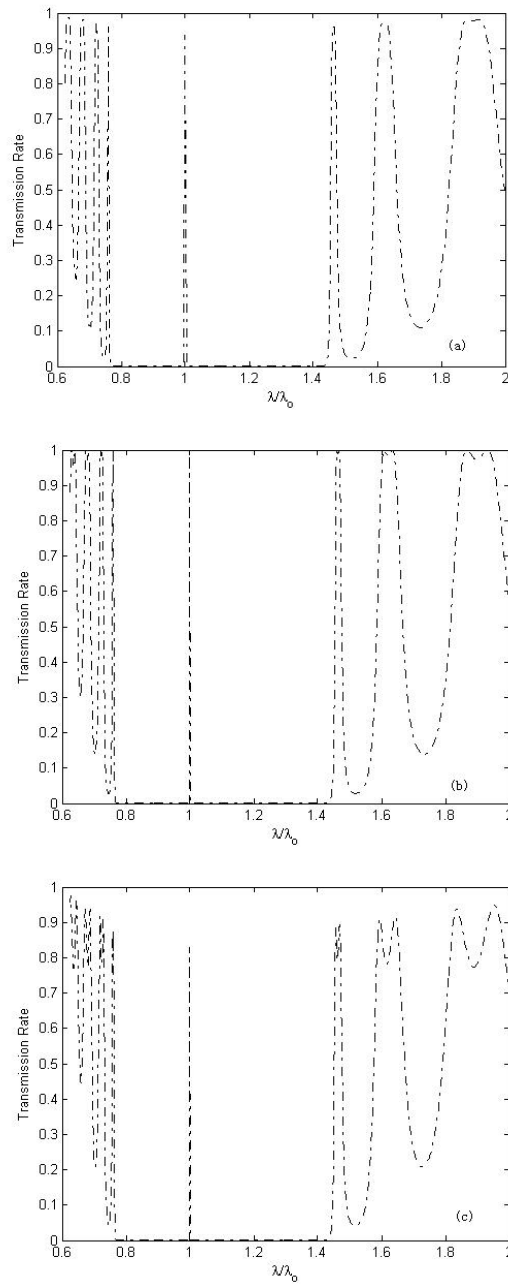
$$t = \frac{E_{tN+1}}{E_{i1}} = \frac{2\eta_0}{m_{11}\eta_0 + m_{12}\eta_0^2 + m_{21} + m_{22}\eta_0} \quad (6)$$

### 3. SIMULATION RESULT AND DISCUSSION

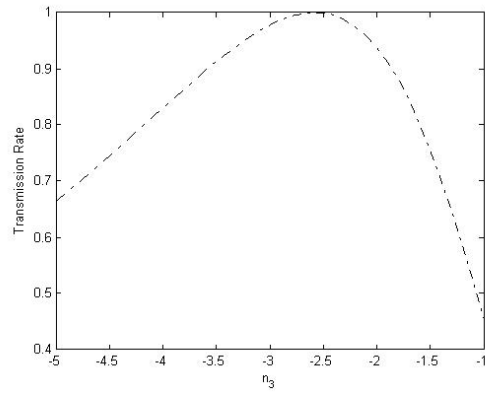
Based on the theoretical model described above, we can calculate the transmission properties of the PhC. We consider the case of TE wave normally incidence from the free space onto the PhC. We choose ZnSe ( $n_1 = 2.58$ ) and  $\text{Na}_3\text{AlF}_6$  ( $n_2 = 1.35$ ) as high refractive index material and low refractive index material. By changing the negative reflection coefficient and the periodicity number of PhC, we exam the filtering properties of the structure with defect.

First we set the periodicity number as  $m = n = 8$  and compare the filtering performance under the influence of different negative refractive index. We plot in Fig. 2(a) the transmission coefficient when  $n_3$  is  $-2$ . It can be seen that the phonic band gap ranges from  $0.76\lambda_o$  to  $1.43\lambda_o$ , where  $\lambda_o$  is central wavelength. At the forbidden gap, the attenuation is more than 40 dB; but at the central wavelength, due to the existence of defect layer C, there is a very narrow pass band whose transmission peak is about 93%, therefore, only the wave within the very narrow band can pass through PhC filter. If we decrease the negative refractive index to  $n_3 = -2.5$ , the transmission curve is shown in Fig. 2(b), from which we see that the location of the band gap and the center defect states hasn't changed much, but the maximum value of transmission rate increased to 99.9%; however, if we decrease  $n_3$  further, for instance, letting  $n_3 = -4$ , the maximum of transmission level of defect states declined to 83%, as shown in Fig. 2(c).

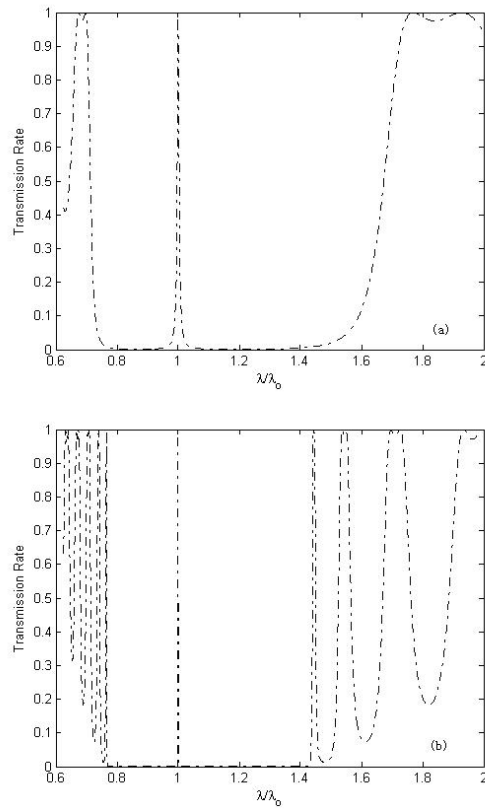
Therefore, the transmission coefficient will not increase to 1 as the refractive index decrease. The relationship between them is shown in



**Figure 2.** The transmission rate of 1-d photonic crystals with a negative refractive defect.



**Figure 3.** The influence of refractive index of the defect on the transmission rate.



**Figure 4.** The influence of the number of structure periods on narrow pass filtering.

Fig. 3. Only when  $n_3$  has reached the value of  $-2.6$ , the structure has the maximum transmission rate of 99.99%, which indicates that the wave penetrates the structure almost without any attenuation.

When the refractive index of LHM is  $n_3 = -2.5$ , we decrease the number of periodicity and let  $n = m = 3$ , the result is shown as Fig. 4(a), the position of narrow pass band is still unchanged, but the width of the band increase obviously, so as the width of side lobe band; on the contrast, when the number of periodicity is increased and  $n = m = 10$ , the position of narrow pass band isn't changed yet, but the width of the pass band and side lobe band decrease notably, the result is shown on Fig. 4(b). This indicates that we can adopt the appropriate number of cycles to adjust bandwidth. In addition, because the distance between the narrow pass band and the side lobe band is far enough, the influence of the side lobe band to the performance of the filter is relatively small.

#### 4. CONCLUSION

We have presented a new type of one-dimensional PhC, using the LHM as the material of defect. This new structure could have a narrow pass band in the centre of the band-gap. By tuning the negative refractive index, the transmission coefficient at the pass band could reach as high as 99.99%, while at the forbidden band it is no more than 0.01%. Besides, we show that by changing the number of layers, the bandwidth of the pass band could be tuned. This structure can be realized as a narrow-band filter with good performance. The excellent feature of this filter, encourages us to concentrate on this new structure for its application in photovoltaic device.

#### ACKNOWLEDGMENT

The author wishes to thank Hongsheng Chen, Zhongqing Zhang for valuable advice, and Qin Jiang for her enthusiastic help.

#### REFERENCES

1. Yabolnovitch, E., "Inhibited spontaneous emission in solid state physics and electronics," *Phys. Rev. Lett.*, Vol. 58, No. 20, 2059–2062, 1987.
2. John, S., "Strong localization of photons in certain disordered dielectric super-lattices," *Phys. Rev. Lett.*, Vol. 58, No. 20, 2486–2489, 1987.

3. Dmitriev, V., "2D Magnetic photonic crystals with square lattice-group theoretical standpoint," *Progress In Electromagnetics Research*, PIER 58, 71–100, 2006.
4. Sanjeev, K. S. and S. P. Ojha, "Enhancement of omnidirectional reflection bands in one-dimensional photonic crystals with left-handed materials," *Progress In Electromagnetics Research*, PIER 68, 91–111, 2007.
5. Ibrahim, A. B. M. A. and P. K. Choudhury, "Relative power distributions in omniguinding photonic band-gap fibers," *Progress In Electromagnetics Research*, PIER 72, 269–278, 2007.
6. Noda, S., A. Chutinan, and M. Imada, "Trapping and emission of photons by a single defect in a photonic bandgap structure," *Nature*, Vol. 407, 608–610, 2000.
7. Massaoudi, S., A. de Lustrac, I. Huynen, "Properties of metallic photonic band gap material with defect at microwave frequencies: Calculation and experimental verification," *J. of Electromagn. Waves and Appl.*, Vol. 20, No. 14, 1967–1980, 2006.
8. Zheng, Q. R., Y. Q. Fu, and N. C. Yuan, "Characteristics of planar PBG structures with a cover layer," *J. of Electromagn. Waves and Appl.*, Vol. 20, No. 11, 1439–1453, 2006.
9. Mandal, B. and A. R. Chowdhury, "Spatial soliton scattering in a quasi phase matched quadratic media in presence of cubic nonlinearity," *J. of Electromagn. Waves and Appl.*, Vol. 21, No. 1, 123–135, 2007.
10. Zheng, Q. R., B. Q. Lin, and N. C. Yuan, "Characteristics and applications of a novel compact spiral electromagnetic band-gap (EBG) structure," *J. of Electromagn. Waves and Appl.*, Vol. 21, No. 2, 199–213, 2007.
11. Veselago, V. G., "The electrodynamics of substances with simultaneously negative values of  $\varepsilon$  and  $\mu$ ," *Soviet Phys. Uspekhi*, Vol. 10, No. 4, 509–514, Jan. 1968.
12. Pendry, J. B., A. J. Holden, W. J. Stewart, and I. Youngs, "Extremely low frequency plasmons in metallic mesostructures," *Phys. Rev. Lett.*, Vol. 76, No. 25, 4773–4795, 1996.
13. Pendry, J. B., A. J. Holden, and D. J. Robbins, "Magnetism from conductors and enhanced nonlinear phenomena," *IEEE Trans. on Microwave Theory and Tech.*, Vol. 47, No. 11, 2075–2096, 1999.
14. Smith, D. R., W. J. Padilla, and D. C. Vier, "A composite medium with simultaneously negative permeability and permittivity," *Phys. Rev. Lett.*, Vol. 84, No. 18, 4184–4187, 2000.
15. Wang, Z. J. and J. F. Dong, "Analysis of guided modes in asym-



- metric left-handed slab waveguides,” *Progress In Electromagnetics Research*, PIER 62, 203–215, 2006.
16. Kong, J. A., “Electromagnetic waves in stratified negative isotropic media,” *Progress In Electromagnetics Research*, PIER 35, 1–52, 2002.
  17. Chen, H. S., B. I. Wu, and J. A. Kong, “Review of electromagnetic theory in left-handed materials,” *J. of Electromagn. Waves and Appl.*, Vol. 20, No. 15, 2137–2151, 2006.
  18. Grzegorzcyk, T. M. and J. A. Kong, “Review of left-handed metamaterials: Evolution from theoretical and numerical studies to potential applications,” *J. of Electromagn. Waves and Appl.*, Vol. 20, No. 14, 2053–2064, 2006.
  19. Lu, J., B. I. Wu, J. A. Kong, and M. Chen, “Guided modes with a linearly varying transverse field inside a left-handed dielectric slab,” *J. of Electromagn. Waves and Appl.*, Vol. 20, No. 5, 689–697, 2006.
  20. Guo, Y. and R. M. Xu, “Planar metamaterials supporting multiple left-handed modes,” *Progress In Electromagnetics Research*, PIER 66, 239–251, 2006.
  21. Chen, H. S., B. I. Wu, L. X. Ran, T. M. Grzegorzcyk, and J. A. Kong, “Controllable left-handed metamaterial and its application to a steerable antenna,” *Appl. Phys. Lett.*, Vol. 89, 053509, 2006.
  22. Chen, H., L. Ran, B. I. Wu, J. A. Kong, and T. M. Grzegorzcyk, “Crankled S-ring resonator with small electrical size,” *Progress In Electromagnetics Research*, PIER 66, 179–190, 2006.
  23. Ding, W., L. Chen, and C. H. Liang, “Characteristics of electromagnetic wave propagation in biaxial anisotropic left-handed materials,” *Progress In Electromagnetics Research*, PIER 70, 37–52, 2007.
  24. Yao, M., C.H. Liang, X. W. Dai, and W. Zhao, “A new structure for localizing electromagnetic energy using two semi-infinite left-handed-medium slabs,” *Progress In Electromagnetics Research*, PIER 75, 295–302, 2007.
  25. Fang, Y. D., Y. G. Shen, and G. H. Lin, “Photo wave propagation in one dimension random photonic crystal,” *Laser Technology*, Vol. 28, No. 2, 153–155, 2004.
  26. Katsidis, C. C. and D. I. Siapkas, “General transfer-matrix method for optical multilayer systems with coherent partially coherent, and incoherent interference,” *Appl. Opt.*, Vol. 41, 3978–3987, 2002.

27. Zhang, G. M., J. C. Peng, and Z. J. Jian, "The transfer matrix for the bilayer structure composed of left-handed and right-handed materials," *J. of Func. Mat.*, Vol. 2, No. 37, 309–311, 2006.
28. Yeh, P., A. Yariv, and C. S. Hong, "Electromagnetic propagation in periodic stratified media — I. General theory," *J. Opt Soc. Am.*, Vol. 67, No. 4, 423–438, 1997.
29. Wang, Z. Y., T. T. Shao, and Y. G. Wang, "The improve of analyzing of 1-D photonic crystal by transfer matrix method," *Bul. of Sci. and Tech.*, Vol. 23, No. 6, 774–777, 2007.